

## APRENDE ESPAÑOL – IKASI EUSKARA - LEARN SPANISH & BASQUE

### UNIC Online Language Modules for Beginners

#### ¡Bienvenido/a! Ongi etorri! Welcome!

The Online Language Module is a self-study online resource that will provide you with an introduction to the two official languages at the University of Deusto: Spanish and Basque. You will also learn about the Basque Country and the two cities where the main campuses of Deusto are located: Bilbao and Donostia-San Sebastian.

In order to access the course, you will need to register into the Deusto Moodle Platform (called ALUD) and sign in with a username and a password. Please find below the steps you will need to follow.

#### Step 1

Request the credentials to the **Online Language Module** by filling in [this form](#). This step is not an automatized process, so it can take a few days until the support team is able to answer the request.

The IT support team (“Soporte ALUD”) will send you an **e-mail** with the e-mail subject **“ALUD: Cuenta de Nuevo usuario”** (ALUD – Deusto Moodle Platform: New user account)<sup>1</sup>.

#### Step 2

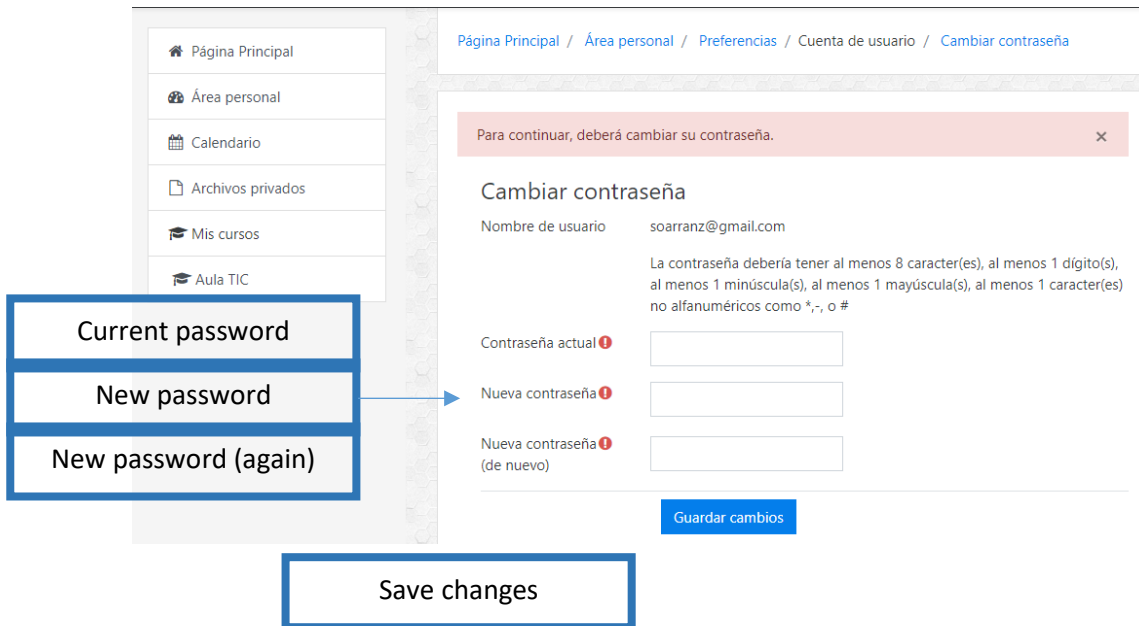
Enter the ALUD Platform through <https://alud.deusto.es> with the username (your e-mail) and password that was sent to you.



<sup>1</sup> Check your spam box as it will be an automatically generated e-mail.

### Step 3

The first time you log in the system will require you to change the automatically sent password and select a new one. You will need to include first the current password and then introduce twice a new password that meets the criteria (the password should have at least 8 characters, at least 1 digit, at least 1 lower case letter, at least 1 upper case letter, at least 1 non-alphanumeric character such as \*, -, or #).



The screenshot shows the 'Cambiar contraseña' form. A red notification bar at the top states: 'Para continuar, deberá cambiar su contraseña.' The form includes the following fields and elements:

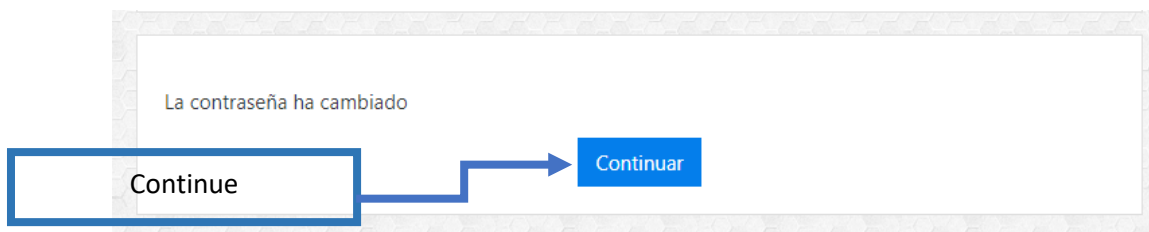
- Nombre de usuario:** soarranz@gmail.com
- Contrasena actual:** A text input field with a red exclamation mark icon.
- Nueva contraseña:** A text input field with a red exclamation mark icon.
- Nueva contraseña (de nuevo):** A second text input field for the new password, also with a red exclamation mark icon.
- Guardar cambios:** A blue button at the bottom right.

Annotations on the left side of the form:

- A box labeled 'Current password' with an arrow pointing to the 'Contrasena actual' field.
- A box labeled 'New password' with an arrow pointing to the 'Nueva contraseña' field.
- A box labeled 'New password (again)' with an arrow pointing to the 'Nueva contraseña (de nuevo)' field.
- A box labeled 'Save changes' with an arrow pointing to the 'Guardar cambios' button.

### Step 4

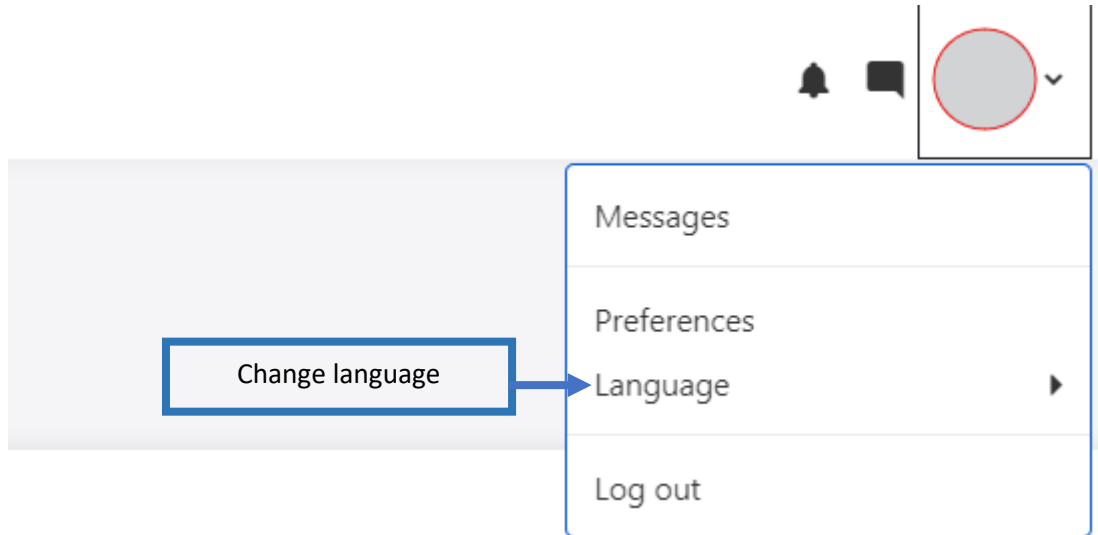
The system will confirm that the password has been changed and you will need to check "Continuar" (Continue).



The screenshot shows a confirmation message: 'La contraseña ha cambiado'. Below the message is a blue button labeled 'Continuar'. A box labeled 'Continue' has an arrow pointing to the 'Continuar' button.

## Step 5

Once you access the platform, you will be able to change to English language from the top bar.



You will be able to enter the Online Language Module through “My courses” under the name *UNIC Online Language Modules for Beginners - Spanish and Basque*.

### Support service

The University of Deusto has a support service for students and teaching staff. You can contact them via e-mail: [aula.tic@deusto.es](mailto:aula.tic@deusto.es)